

Chicken Coops



Beautifully Designed
for Safety & Convenience



Welcome



Raising chickens is the perfect hands-on family project that teaches a child so many wonderful life lessons, and allows all of us to be a little closer to nature.

Enjoy...

Enjoy fresh eggs and family fun with a quality-built chicken coop! Choose from a variety of styles and sizes – with a long list of standard features.

Or let us customize your chicken coop to meet your specific needs. Either way... it's sure to give your chickens something to cluck about!

With your complete satisfaction a top priority, our family-owned business is proud to offer you a full line of hand-crafted chicken coops at affordable prices. All designed for the comfort and safety of your feathered friends... and easier egg collecting for you.

Fresh Eggs

Table Of Contents



Combination 4-15



Dutch 44-49



Quaker 18-28



Lean-To 50-54



Tractor 29-33



Feed Bin 55



A-Frame 36-43



Coop Options 56-63

Just ask me...

I can tell you how many chickens each coop will hold throughout this catalog. Just look for the chicken and you will see the number on the chicken.



← RECOMMENDED #
OF CHICKENS

← STYLE & SIZE CODE



Combination



The Combination series boasts a henhouse with an attached chicken run to allow the chickens a safe place to scratch.

Standard Features

- Nesting Boxes
- Roost
- 5/8" LP Flooring with 10 yr Warranty
- Tech Shield Roofing
Sheathing keeps your coop cooler in warm weather



7x32 Combination

- With Duratemp siding
- 7' x 26' run area
- 6' x 7' chicken coop area
- 101" high
- 6 nesting boxes
- Beige Siding
- Red Trim
- Optional Red Metal Roof





SHOWN ABOVE

7x28 Combination

- With Duratemp® siding
- 7' x 22' run area
- 6' x 7' chicken coop area
- 101" high
- 6 nesting boxes
- Red Paint
- Beige Trim
- Walnut Brown Shingles

SHOWN BELOW

7x24 Combination

- With board and batten siding
- 7' x 18' run area
- 6' x 7' chicken coop area
- 101" high
- 6 nesting boxes
- Brown Cedar stain
- Optional Bronze Metal Roof

Combination





SHOWN ABOVE

7x20 Combination

- With Duratemp® siding
- 7' x 14' run area
- 6' x 7' chicken coop area
- 101" high
- 6 nesting boxes
- Navajo white siding w/ clay trim
- Weathered gray shingles

SHOWN BELOW

7x20 Combination

- With board and batten siding
- 7' x 14' run area
- 6' x 7' chicken coop area
- 101" high
- 6 nesting boxes
- Cedar stain
- Walnut brown shingles



7x16 Combination

- With Duratemp® siding
- 7' x 10' run area
- 6' x 7' chicken coop area
- 101" high
- 6 nesting boxes
- Clay paint w/ red trim
- Weathered gray shingles



Standard Features

- Nesting Boxes
- Roost
- 5/8" LP Flooring with 10 yr Warranty
- Tech Shield Roofing Sheathing keeps your coop cooler in warm weather

7x16 Combination

- With board and batten siding
- 7' x 10' run area
- 6' x 7' chicken coop area
- 101" high
- 6 nesting boxes
- Cedar stain
- Shown with optional cupola, metal roof, painted trim and 1/2" x 1/2" wire mesh



7x12 Combination

- With Duratemp® siding
- 6' x 7' run area
- 6' x 7' chicken coop area
- 101" high
- 6 nesting boxes
- Red paint w/ red trim
- Walnut brown shingles
- Shown with optional hydraulic lift wheel system



Standard Features

- Nesting Boxes
- Roost
- 5/8" LP Flooring with 10 yr Warranty
- Tech Shield Roofing Sheathing keeps your coop cooler in warm weather



7x12 Combination

- With board and batten siding
- 6' x 7' run area
- 6' x 7' chicken coop area
- 101" high
- 6 nesting boxes
- Rustic cedar stain
- Shown with optional green metal roof





6x12 Combination

- With Duratemp® siding
- 6' x 6' run area
- 6' x 6' chicken coop area
- 103" high
- 6 nesting boxes
- Red siding with white trim
- Charcoal shingles

Shown with optional wire over window.



Combination



6x12 Combination

- With board and batten siding
- 6' x 6' run area
- 6' x 6' chicken coop area
- With board and batten siding
- 103" high
- 6 nesting boxes
- Cedar stain
- Walnut brown shingles



6x10 Combination

- With board and batten siding
- 6' x 6' run area
- 4' x 6' chicken coop area
- 101" high
- 4 nesting boxes
- Cedar stain
- Weathered gray shingles



Standard Features

- Nesting Boxes
- Roost
- 5/8" LP Flooring with 10 yr Warranty
- Tech Shield Roofing Sheathing keeps your coop cooler in warm weather



6x10 Combination

- With Duratemp® siding
- 6' x 6' run area
- 4' x 6' chicken coop area
- 101" high
- 4 nesting boxes
- Red siding with white trim
- Charcoal shingles





6x8 Combination

- With board and batten siding
- 4' x 6' run area
- 4' x 6' chicken coop area
- 101" high
- 4 nesting boxes
- Natural stain

Shown with optional bronze metal roof.



Combination



6x8 Combination

- With Duratemp® siding
- 4' x 6' run area
- 4' x 6' chicken coop area
- 101" high
- 4 nesting boxes
- White siding with black trim
- Charcoal shingles



4x8 Combination

- With Duratemp® siding
- 4' x 4' run area
- 4' x 4' chicken coop area
- 94" high
- 4 nesting boxes
- Buckskin siding with hunter green trim
- Forest green shingles



Standard Features

- Nesting Boxes
- Roost
- 5/8" LP Flooring with 10 yr Warranty
- Tech Shield Roofing Sheathing keeps your coop cooler in warm weather



4x8 Combination

- With board and batten siding
- 4' x 4' run area
- 4' x 4' chicken coop area
- 94" high
- 4 nesting boxes
- Natural stain
- Charcoal shingles





5x7 A-Frame Combination

- With Duratemp® siding
- 73" high - 14" off ground
- 3 nesting boxes
- 4' x 5' run
- 3' x 5' chicken coop area
- Clay siding with green trim
- Forest green shingles



Combination



5x7 A-Frame Combination

- With board and batten siding
- 73" high - 14" off ground
- 3 nesting boxes
- 4' x 5' run
- 3' x 5' chicken coop area
- Rustic cedar
- Walnut brown shingles



4x6 Combination

- With board and batten siding
- 3' x 4' run area
- 3' x 4' chicken coop area
- 73" high
- 3 nesting boxes
- Clear stain
- Charcoal shingles



Standard Features

- Nesting Boxes
- Roost
- 5/8" LP Flooring with 10 yr Warranty
- Tech Shield Roofing Sheathing keeps your coop cooler in warm weather



4x6 Combination

- With Duratemp® siding
- 3' x 4' run area
- 3' x 4' chicken coop area
- 73" high
- 3 nesting boxes
- Light gray siding with white trim
- Weather gray shingles





Interior view of A46 (page 40)



Interior view of A33 & A44 models (pages 41-42)



Feed room view of A60 & A80 (pages 38-39)



Interior view of chicken area of A60 & A80 (pages 38-39)



Feed room of A124 (page 43)



Chicken Area of A124 (page 43)

Options for *an easy care* henhouse



Epoxy Floor



Litter Tray



Electrical Package

Easy Care Tips for healthy and safe chickens:

- Epoxy floor makes clean up a breeze!
- A removable litter tray makes it much easier to keep your chickens cleaner and healthier.



- Adding an electrical package allows for added conveniences such as a heated water bowl to relieve you of the task of changing water several times a day in the freezing winters.
- Automatic doors provide extra safety for

your chickens. Nothing is so devastating as forgetting to shut them up for the night and having a predator ruin your flock.

- Wheels - fertilize your whole yard without sacrificing the grass. Being able to move the chicken house easily keeps the grass healthier and provides your chickens fresh scratching areas.



Automatic Door
(Available in Electric or Solar)

Quaker



The Quaker henhouse series has a distinctive roof line overhang that is inspired by century old barn styles. This style maximizes head space in the interior.

7x12 Quaker Coop

- With Duratemp® siding
- 101" high - 8" off ground
- 12 nesting boxes
- Clay siding with beige trim
- Weather gray shingles



Standard Features

- Nesting Boxes
- Roost
- 5/8" LP Flooring with 10 yr Warranty
- Tech Shield Roofing Sheathing keeps your coop cooler in warm weather



7x12 Quaker Coop

- With board and batten siding
- 101" high - 8" off ground
- 12 nesting boxes
- Rustic cedar stain

Shown with optional clean out lid, solar light package and optional green metal roof.





7x12 Quaker w/Feed Room

- With board and batten siding
- 101" high - 4" off ground
- 8 nesting boxes
- Natural stain
- 4x7 feed room

Shown with optional clean out lid and optional red metal roof.



Quaker



7x12 Quaker w/ Feed Room

- With Duratemp® siding
- 101" high - 4" off ground
- 8 nesting boxes
- Red siding / white trim
- Charcoal shingles
- 4x7 feed room



5x8 Quaker

- With board and batten siding
- 94" high - 8" off ground
- 8 nesting boxes
- Cedar stain

Shown with optional red metal roof.



Quaker



5x8 Quaker

- With Duratemp® siding
- 94" high - 8" off ground
- 8 nesting boxes
- Red siding with white trim
- Charcoal shingles



Tips for keeping a successful henhouse



Interior view of Quaker

All Year Round!

When keeping chickens through the winter, don't forget that:

- Chickens need extra grain to keep them warm and also to compensate for lack of grass and insects.
- Keeping the coop filled with the recommended amount of chickens helps keep the temperature comfortable.
- Make sure the birds have water ... not ice.

Guidelines for housing needs:

- Most coop guides suggest approximately 2 square feet of space per adult bird.
- At a bare minimum, the coop should be easy to clean, well ventilated but draft-free, include clean watering and feeding stations, and offer adequate roosts.
- Good, natural light is a plus.
- Dirt floors can work where the soil is sandy and the drainage reasonable, but a wooden floor is vastly easier to clean and protect. We recommend our epoxy surface for ease of cleaning.
- Good bedding, such as sawdust (untreated wood only), wood shavings, or chopped straw is ideal.



Interior view of Q34 (page 14)



Chickens make fun pets

5x6 Quaker

- With Duratemp® siding
- 94" high - 8" off ground
- 6 nesting boxes
- Red siding with white trim
- Weather gray shingles

Shown with optional wire over windows.



Standard Features

- Nesting Boxes
- Roost
- 5/8" LP Flooring with 10 yr Warranty
- Tech Shield Roofing Sheathing keeps your coop cooler in warm weather



5x6 Quaker

- With board and batten siding
- 94" high - 8" off ground
- 6 nesting boxes
- Brown cedar stain
- Weather gray shingles





4x8 Quaker

- With Duratemp® siding
- 81" high - 16" off ground
- 8 nesting boxes
- Clay siding with white trim
- Weather gray shingles



Quaker



4x8 Quaker

- With board and batten siding
- 82" high - 16" off ground
- 8 nesting boxes
- Natural stain

Shown with optional red metal roof, 4 wheels with steering handle and painted lid wire over windows, and clean-out lid.



4x6 Quaker High Side

- With board and batten siding
- 94" high - 8" off ground
- 6 nesting boxes
- Cedar stain
- Williamsburg slate shingles

Features higher sidewall than standard 4x6.



Standard Features

- Nesting Boxes
- Roost
- 5/8" LP Flooring with 10 yr Warranty
- Tech Shield Roofing Sheathing keeps your coop cooler in warm weather



4x6 Quaker High Side

- With Duratemp® siding
- 94" high - 8" off ground
- 6 nesting boxes
- Buckskin siding with green trim

Shown with optional green metal roof and wire over windows.





4x6 Quaker

- With Duratemp® siding
- 81" high - 14" off ground
- 6 nesting boxes
- Gray siding with white trim
- Weather gray shingles



Quaker



4x6 Quaker

- With board and batten siding
- 81" high - 14" off ground
- 6 nesting boxes
- Clear stain
- Green metal roof

Shown with optional metal roof.



4x4 Quaker

- With Duratemp® siding
- 80" high - 14" off ground
- 4 nesting boxes
- Cream siding with hunter green trim
- Forest green shingles

Shown with optional wire over window.



Standard Features

- Nesting Boxes
- Roost
- 5/8" LP Flooring with 10 yr Warranty
- Tech Shield Roofing Sheathing keeps your coop cooler in warm weather



4x4 Quaker

- With board and batten siding
- 80" high - 14" off ground
- 4 nesting boxes
- Cedar stain
- Cedar shingles





3x4 Quaker

- With board and batten siding
- 70" high - 14" off ground
- 4 nesting boxes
- Natural stain
- Walnut brown shingles



Quaker



3x4 Quaker

- With Duratemp® siding
- 70" high - 14" off ground
- 4 nesting boxes
- Red siding with white trim
- Weather gray shingles



Tractor



The Tractor style henhouse is a conveniently movable cage and run combo. This allows you to keep the chickens on fresh grass, by easily moving it on to the next spot.



3x4 Quaker Tractor

- With board and batten siding
- 75" high - 14" off ground
- 4 nesting boxes
- 2 wheels with wheelbarrow handles
- 4' x 4' run area
- Cedar stain
- Walnut brown shingles



Tractor



3x4 Quaker Tractor

- With Duratemp® siding
- 75" high - 14" off ground
- 4 nesting boxes
- 2 wheels with wheelbarrow handles
- 4' x 4' run area
- Red siding with white trim
- Charcoal shingles



4x4 Quaker Tractor

- With Duratemp® siding
- 75" high - 14" off ground
- 4 nesting boxes
- 2 wheels with wheelbarrow handles
- 4 x 5' run area
- Navajo white siding with buckskin trim
- Walnut brown shingles



Standard Features

- Nesting Boxes
- Roost
- 5/8" LP Flooring with 10 yr Warranty
- Tech Shield Roofing Sheathing keeps your coop cooler in warm weather



4x4 Quaker Tractor

- With board and batten siding
- 75" high - 14" off ground
- 4 nesting boxes
- 2 wheels with wheelbarrow handles
- 4x5' run area
- Cedar stain
- Weathered gray shingles



3x3 A-Frame Tractor

- With Duratemp® siding
- 58" high - 14" off ground
- 3 nesting boxes
- 2 wheels with wheelbarrow handles
- 4' x 4' run area
- Hunter green with white trim
- Forest green shingles



Tractor



3x3 A-Frame Tractor

- With board and batten siding
- 58" high - 14" off ground
- 3 nesting boxes
- 2 wheels with wheelbarrow handles
- 4' x 5' run area
- Cedar stain
- Walnut brown shingles



4x6 Quaker

- With Duratemp® siding
- 80" high - 14" off ground
- 6 nesting boxes
- Clay siding with hunter green trim
- Forest green shingles

Shown with optional wheels and portable run.



Tractor



3x4 Lean-to Tractor

- With Duratemp® siding
- 45" high - 14" off ground
- 2 nesting boxes
- 2 wheels with wheelbarrow handles
- 32"x 48" run
- Red siding with white trim

Only available in Duratemp® siding with white trim.



More Features

Quaker



Interior View Of Roost, Ventilation Window
And Chicken Door- Q34t & Q44t (Pages 27-28)

Dutch



Interior View Of Roost, Windows, And Chicken Door
Dutch Models (pages 44-49)



The wheel system allows you to quickly and easily crank the wheels up and down.

Compare the Interiors

Quaker

Interior view
Q34T & Q44T (pages 18-28)



Dutch

Interior view
Dutch models (pages 44-49)



Lean-To

Interior view - L53



A-Frame

Interior view - A46 (page 40)



A-Frame



The A-Frame is a classic style favored by many. With simple straight lines and beautiful trim, it has its own touch of class.

Tips for Problem Solving in the henhouse



Keep chickens safe with a ramp

• Feeding Incorrectly

1. Table scraps are not a good solution for chickens. They do not provide the necessary diet needed to promote good egg laying and long life.
2. Only feeding on grass will usually also be problematic as necessary nutrition is not received from only grasses. Today's breed of chicken cannot survive on the same diet as chickens from 30 years ago.
3. Make sure wild birds do not have access to your chickens water and feed containers.
4. Chickens need twice as much water as they do feed. If you do not use an automatic waterer, change water daily and make sure there is always plenty available. Lack of sufficient water will take large tolls on the health of a chicken very quickly as they need water to digest food properly.

More Common Problems with backyard chickens, and how to fix them.

• External Parasites (ticks, mites etc)

1. Most are successfully treated with products available from your local rural merchandiser and you should routinely treat the chickens every 2 or 3 months.

• Red Mites

2. Chickens infested with red mites will stop or slow down laying eggs, hesitate to roost in normal area, and may become anemic.
3. Take a white tissue and wipe along the underside of perches at night when birds are roosting. Look for tell tale blood smears.
4. Check often as they multiply quickly and are hard to get rid of if caught after they become very evident.
5. For best results treat several times in the course of several weeks to get total control over the situation with a combination of wet and dry solutions.



A chicken house with wiring allows for automatic waterers and lights.



8x10 A-Frame

- With Duratemp® siding
- 101" high - 4" off ground
- 8 nesting boxes
- 4' x 8' feed room
- 6' x 8' chicken area
- Red siding with beige trim
- Cedar shingles

Shown with optional painted doors.



A-Frame



8x10 A-Frame

- With board and batten siding
- 101" high - 4" off ground
- 8 nesting boxes
- 4' x 8' feed room
- 6' x 8' chicken area
- Rustic cedar stain
- Walnut brown shingles

Shown with optional heavy duty wheel system.



6x10 A-Frame

- With tongue and groove siding
- 101" high - 4" off ground
- 6 nesting boxes
- 4' x 6' feed room
- 6' x 6' chicken area
- Cedar stain with green trim
- Forest green shingles

Shown with optional painted trim.



Standard Features

- Nesting Boxes
- Roost
- 5/8" LP Flooring with 10 yr Warranty
- Tech Shield Roofing Sheathing keeps your coop cooler in warm weather



6x10 A-Frame

- With Duratemp® siding
- 101" high - 4" off ground
- 6 nesting boxes
- 4' x 6' feed room
- 6' x 6' chicken area
- Buckskin siding with white trim
- Weather gray shingles





4x6 A-Frame

- With board and batten siding
- 79" high - 14" off ground
- 6 nesting boxes
- Cedar stain
- Walnut brown shingles



A-Frame



4x6 A-Frame

- With Duratemp® siding
- 79" high - 14" off ground
- 6 nesting boxes
- Light gray siding with white trim
- Nickel gray shingles



4x4 A-Frame

- With Duratemp® siding
- 65" high - 14" off ground
- 4 nesting boxes
- Beige siding with chestnut trim
- Walnut brown shingles



Standard Features

- Nesting Boxes
- Roost
- 5/8" LP Flooring with 10 yr Warranty
- Tech Shield Roofing Sheathing keeps your coop cooler in warm weather



4x4 A-Frame

- With board and batten siding
- 65" high - 14" off ground
- 4 nesting boxes
- Rustic cedar stain
- Weather gray shingles





3x3 A-Frame

- With Duratemp® siding
- 52" high - 12" off ground
- 3 nesting boxes
- Red siding with white trim
- Charcoal shingles

Auto door does not fit on this model.



A-Frame



3x3 A-Frame

- With board and batten siding
- 52" high - 12" off ground
- 3 nesting boxes
- Cedar stain
- Charcoal shingles

Auto door does not fit on this model.



12x24 A-Frame

- With Duratemp® siding
- Red siding with white trim
- Optional white metal roof
- 7 windows 24x36
- 1 single door
- 24 nesting boxes
- 2 chicken doors
- 2 8x12 chicken areas
- 1 8x12 feed room
- 4 vents

Shown with optional white metal roof.



Common Problems

with backyard chickens, and how to fix them.

• Broody Hens who refuse to leave the nest

1. Try to break the habit by removing eggs as soon as they are laid.
2. Keep her away from the nesting boxes for approximately a week.
3. Nest inserts can be used which cause eggs to roll away as soon as they are laid.

• Blocked or Sour Crop

1. Keep poultry grit readily available at all times to help healthy digestion.
2. Try feeding her some oil and massaging several times a day to loosen blockage.
3. Garlic and natural yogurt can also be tried.

• Hen Pecking

1. Can be caused by boredom. Add items for distraction: a head of cabbage, greens, or hang a Peck a Block in the run.
2. Overcrowding can cause pecking, keep flock at the recommended size for your house.
3. If one hen seems to be being picked on and blood is being drawn, she must be removed as blood only encourages more pecking. Anti peck products can also be applied to the picked on hen to try to break the habit.



Dutch



The Dutch Hen House boasts a quaint hip roof, making it look like a miniature barn. The hip roof optimizes usable interior space.



Chicken Breeds to Consider for Your henhouse



1. Rhode Island Red

Great layer of brown eggs. Good looking chicken. Good disposition.



2. Buff Orpington

Fat yellow chicken which lays brown eggs. Very docile.



3. Barred Rock

Interesting black and white striped pattern. Decent layer of brown eggs and good disposition.



4. Americauna

Fuzzy face, large chicken. Lays blue eggs! Good disposition, generally friendly.



5. White Leghorn

Prolific white egg layer. Nervous and flighty, not as docile.




6x6 Dutch

- With Duratemp® siding
- 96" high - 8" off ground
- 6 nesting boxes
- Red siding with white trim
- Charcoal shingles



Dutch



6x6 Dutch

- With board and batten siding
- 96" high - 8" off ground
- 6 nesting boxes
- Brown cedar stain
- Cedar shingles



4x8 Dutch

- With board and batten siding
- 78" high - 15" off ground
- 8 nesting boxes
- Cedar stain
- Weather gray shingles

Shown with optional 4 wheels with handle.



Standard Features

- Nesting Boxes
- Roost
- 5/8" LP Flooring with 10 yr Warranty
- Tech Shield Roofing Sheathing keeps your coop cooler in warm weather



4x8 Dutch

- With Duratemp® siding
- 78" high - 15" off ground
- 8 nesting boxes
- White siding with black trim
- Nickel gray shingles





4x6 Dutch

- With board and batten siding
- 78" high - 14" off ground
- 6 nesting boxes
- Cedar stain
- Walnut brown shingles



Dutch



4x6 Dutch

- With Duratemp® siding
- 78" high - 14" off ground
- 6 nesting boxes
- Light gray siding with white trim
- Weather gray shingles



4x4 Dutch

- With Duratemp® siding
- 78" high - 14" off ground
- 4 nesting boxes
- Buckskin siding with green trim
- Forest green shingles



Standard Features

- Nesting Boxes
- Roost
- 5/8" LP Flooring with 10 yr Warranty
- Tech Shield Roofing Sheathing keeps your coop cooler in warm weather



4x4 Dutch

- With board and batten siding
- 78" high - 14" off ground
- 4 nesting boxes
- Cedar stain
- Walnut brown shingles



Lean-To



The Lean -To is a lovely little space saver. It is designed to allow you to set it against a building or wall. Find the size that is right for you.

Predators of the henhouse

Predators and how they kill

- **Raccoons**

Raccoons prey on chickens at night and sometimes during the day. They can reach through wire and will often pull the chickens head or legs off, through the wire. They also can tunnel under runs without wire flooring. Easy latches can be opened by raccoons.

- **Dogs**

Most dogs are natural predators and will find chickens very hard to resist. Even family pets, unless trained, will be tempted by your chickens. Most dogs will eat the chicken, leaving only feathers. Dogs can be trained to let them alone or even guard them. Some dogs will only chase or 'play' with them but the trauma can keep the hen from laying eggs for months.

- **Skunks**

Skunks tend to eat the eggs more than kill adult poultry but they have been known to do that occasionally also. Eggs will usually be crushed inwardly and chickens will have the head removed as the skunk wants to drink the blood.

- **Hawks**

Hawks will kill adult chickens if they are outside without the protection of a cage with a wired roof. Prey is killed with talons and torn into bite size pieces with the beak.

- **Snakes**

Venomous snakes can kill full sized hens but most snakes will go for the eggs. Keep the henhouse secure with no cracks or holes. Keep tall grass cut and do not have your henhouse close to compost piles or piles of logs or rocks, as these are snakes favorite hideouts.

- **Cats**

Cats (even domestic pets) enjoy the thrill of the hunt and can prey on small chickens and chicks. They can be trained to see them as fellow pets however. Metal mesh, barbed wire picket fence and tall hedges with thick lower growth can deter them.

- **Opossum**

Opossum will eat the chicken feed, eggs, chicks and will attack chickens. Keep a strong cage and your chickens penned at night.

- **Bobcat, Coyotes, Fox**

All of these enjoy eating chicken. Secure your chickens at dusk in a tight and strong henhouse to deter them. Large breed dogs are good to dissuade the animals from the property or at least to alert you to their presence.

- **Other Predators**

rats, mice, owl, crow, squirrel, Fisher cat, bear, mice, mink, weasel, lice, mites



4x5 Lean-To

- With board and batten siding
- 82" high - 14" off ground
- 4 nesting boxes
- Natural stain
- Cedar shingles



Lean-To



4x5 Lean-To

- With board and batten siding
- 82" high - 14" off ground
- 4 nesting boxes
- Clay siding with beige trim
- Weather gray shingles



3x5 Lean-To

- With Duratemp® siding
- 65" high - 12" off ground
- 3 nesting boxes
- Avocado siding with beige trim
- Weather gray singles

Shown with optional 4 wheels with handle.



Standard Features

- Nesting Boxes
- Roost
- 5/8" LP Flooring with 10 yr Warranty
- Tech Shield Roofing Sheathing keeps your coop cooler in warm weather



3x5 Lean-To

- With tongue and groove siding
- 65" high - 12" off ground
- 3 nesting boxes
- Cedar stain with green trim
- Forest green shingles

Shown with optional painted trim.





3x4 Lean-To

- With Duratemp® siding
- 45" high - 12" off ground
- 2 nesting boxes
- Red siding with white trim

Only available in Duratemp® siding with white trim.



Lean-To



Interior view of L35 (page 49)



Interior view of L45 (page 48)

Cedar stained board and batten siding.

Beige Duratemp® siding with white trim.



Feed Bin



Feed Bin

- 2'W x 4'L x 42"H
- Holds 2 bags of feed and one bag of shavings

Adding a feed bin to set beside your chicken coop allows you to keep your feed and bedding close by and secure from rodents.

Match your feed bin to your henhouse with matching stain or paint and trim.

Custom sizes are available.



Options

Standard Features

- Paint or Stain
- Keyed Entry Door
- Chicken Door
- Chicken Ramp
- Nesting Boxes
- Roosting Bar
- Vent Lid or Vent
- Window with Screen
- Asphalt Shingles
- Aluminum Drip Edge
- 5/8 LP Flooring with 10 year warranty
- P.T. Legs and Runners
- L.P Tech Shield Roof Sheathing

Step ①

Size & Style

Decide on the number of chickens you would like to have. Each coop has a number on the chicken silhouette that will tell you the recommended amount of chickens for that coop.

Note: Chicken Coop sizes do not include outside nesting boxes.



Quaker



Combination



Tractor



Lean-to



A-Frame



Dutch

Step ②

Colors

Note: Actual colors may vary from printed samples.

paint



White



Navajo



Cream



Beige



Buckskin




Chestnut




Clay




Lt. Gray



Dark Blue




Light Blue



Red



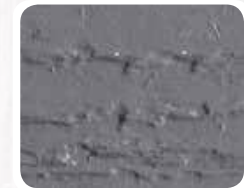
Black



Hunter Green




Avocado




Dark Gray


stain




Brown Cedar



Cedar



Clear



Natural



Rustic Cedar

Step 3

Trim



Duratemp® trim color is standard.
Board and batten trim color is optional.
Tongue and groove trim color is optional.

Step 4

Painted Doors (Optional)



Step 5

Roofing Options

cedar
shake
(Optional)



Shingles
(Standard)



Charcoal



Forest Green



Nickel Gray



Walnut Brown



Weather Gray




Cedar



Williamsburg
Slate


metal
(Optional)




Red



Black



Green



Bronze



White

Step ⑥

Choose a Cupola & Weathervane



Board & Batten Wood
w/ Copper Top



Copper Standing Rooster



Shed Cupola, White



Black Horse



Copper Eagle



Copper Horse



Small Black Rooster



Black Eagle



1 Gallon Waterer



3 Gallon Waterer



6 lb. Feeder



17 lb. Feeder

Step ⑦ Interior Options



Electric Package
Switch / Outlet / Lights
Extension Cord Hookup



Heated Roost- Requires electrical
package




Epoxy Floor



Insulated Ceiling
Standard on metal roof option



Wire over window



30 watt solar panel
Solar powered light with switch.
Light also available with timer.



Options

Step ⑧

Exterior Options



5'x7'x3' Chicken Run

With Optional Wheel Lift
Lever Kit
Available with
and without wheels.

More Sizes Available



6'x8'x6' Chicken Run with Roof

Fits all coop styles and sizes
Available with or without
wheel lift lever
(Shown with 4'x6' Quaker)



Vinyl Coated Wire

14 Gauge
Vinyl Coated Wire
1" x 2" Hole Size
Available In Widths Of
2', 3', 4', 5', 6'
Lengths Up To 100'

Step ⑨

Choose An Auto Door

BASIC

FEATURES

- Timer – Open/Close
- Manual – Open/Close
- GPS Functionality
Upgrade Available
See website for details.
- Self-explanatory LED Screen
- LED Fault Indicator Light

POWER SUPPLY

- 110 V Electric
(adapter included)
- 4 AA Batteries
(batteries not included)
- Solar Kit (not included)

DIMENSIONS

33" x 11¼" x 2¾"
Hole Opening: 10½" x 12"



ADVANCED

FEATURES

- Sunrise/Sunset – Open/Close
- Timer – Open/Close
- Manual – Open/Close

Note: With GPS functionality, you may visit our website at www.PetAutoDoors.com and find out what your latitude and longitude coordinates are to configure your location. Once entered and saved, you can choose to set for up to 4 hours before/after sunrise and sunset. Your Auto Door will change with the sunrise and sunset automatically!

- Self-explanatory LED Screen
- LED Fault Indicator Light

POWER SUPPLY

- 110 V Electric (adapter included)
- 4 AA Batteries
(batteries not included)
- Solar Kit (not included)

DIMENSIONS

33" x 11¼" x 2¾"
Hole Opening: 10½" x 12"

Step 10*Choose a Litter Tray*

Litter Tray
covering whole floor
 (requires clean out lid)

Available for the following:

D46	D44 ?
Q34	Q341
D44	L35T
A46	A33T
A44	L34T
A33	D48
L45	A57C
L35	A46C
L34	



Clean-Out Lid For Litter Tray Shown Below



Clean-Out Lid For Litter Tray Shown Above



Litter Tray
covering under roost bars only
 (requires clean out lid)

Available for the following:

Q72	A124	Q716C
Q712	A80	Q718C
Q58	A60	Q720C
Q56	Q712C	Q722C
Q46 H	Q612C	Q724C
Q46	Q610C	Q726C
D66	Q68C	Q728C
Q44	Q48C	Q732C
Q44T	Q714C	

Step 11

Wheel Options

Four Wheels with Handle
Available on Models: Q44, L35, D44,
A44, L45



Four Wheels with Steering Handle, **Heavy Duty**
Available on models: Q72, Q712, A80, A60




Four Wheels with Steering Handle
Available on Models: Q58, Q56, Q46H, Q46, Q48,
Q48C, D66, D48, D46, L45



Wheelbarrow System
Available on models: A33, L34, L35



The Wheel Lift Lever is
standard on all tractor
models.
also available on
models: A57C, A46C



Wheel Lift Lever Kit
Available for all runs.





Heavy Duty Wheel System with Hydraulic Lift

Available on models:

Q610C Q68C
Q612C Q714C
Q716C Q718C
Q720C



New Design



Shown with pump handle attached which will lift the coop up to 6 in.
When not in use, handle can be removed and attached to inside of door.





Chicken Coops

Beautifully Designed for Safety & Convenience



www.thehenhousecollection.com

For More Information Contact:



The Barn Raiser LLC
3850 Route 9W
Highland, NY 12528
(845) 834-3455
www.BarnRaiserSheds.com