

# Home Owner's *Kennels*



*Dog Approved Housing*





# Welcome...



Your dogs adores you! Your family is who your dog lives for! Keep your dog safe, and well cared for without worry, with one of our kennels. We have lots of options to make sure the kennel enhances your property value and blends well with your other buildings.

Our main concern is giving you the options to keep your dog comfortable. We have everything you need to give your furry friend his own comfortable house! From flooring that is safe for his little feet, doors that open just for him, and even the optional air conditioning and heating.

We cater to all types of dog owners, whether you have one family pet or need a commercial unit for your dogs, we have a kennel that will fit your needs.

Our craftsmanship and quality construction will provide years of performance and satisfaction.

Let your dog know you love him and want to take good care of him. Buy the best.

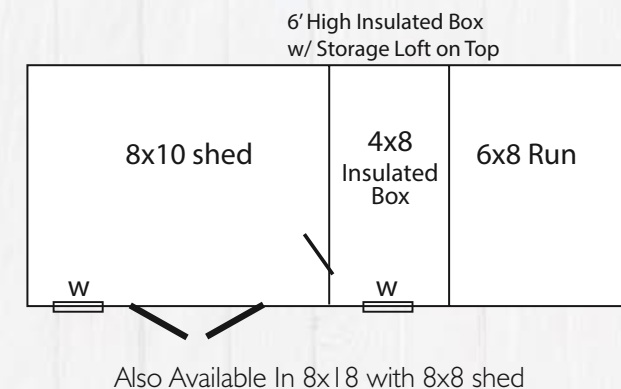


## Elite

### 8x20 Shed / Kennel Combo

- Lt. Gray Paint
- White Trim
- Charcoal Shingles
- Black Doors

Shown with optional Elite Gable Vents and Z-Shutters



Rear View of Shed and Box





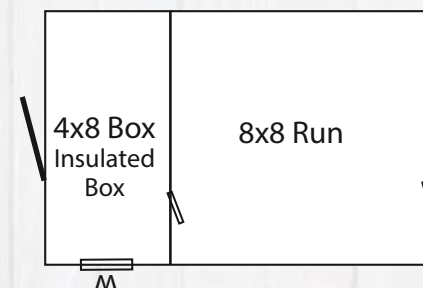


# Elite

## 8x12 Kennel

- Board & Batten Siding
- Cedar Stain
- Forest Green Shingles
- Hunter Green Door

Shown with optional Elite Gable Vents  
Vinyl Posts on Run, and 11 Lite Door

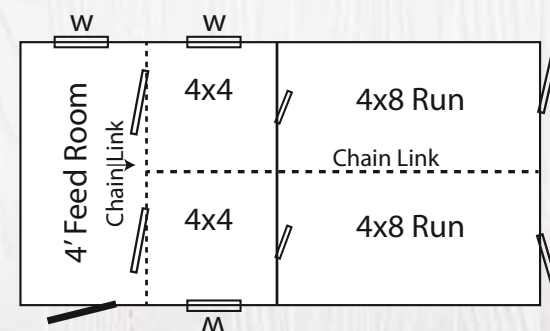


# Elite

## 8x16 Double Kennel

- Duratemp Siding
- Lt. Gray Paint
- Dk Gray Trim
- Weatherwood Shingles
- White Door

Shown with optional Elite Gable Vents





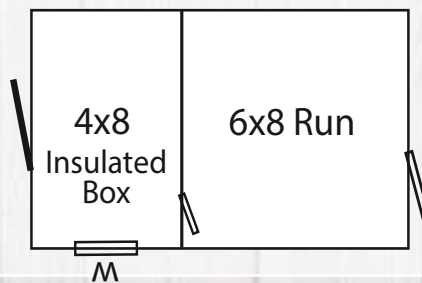


# Elite

## 8x10 Elite Kennel

- Duratemp Siding
- Navajo White
- Buckskin Trim
- Walnut Brown Shingles

Shown with optional 9-lite door, Octagon Windows, Slat Shutters, Interior Chain link Door, Elite Gable Vents & Vinyl Post Covers

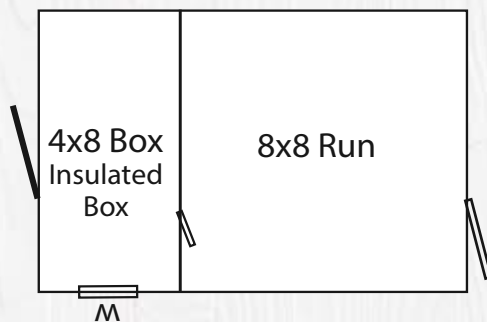


# Elite

## 8x12 Kennel

- Duratemp Siding
- Red Paint
- Beige Trim
- Beige Door
- Walnut Brown Shingles

Shown with optional Elite Gable Vents








# Standard Features



30 Year  
Architectural  
Shingles



Insulated  
Fiberglass Door  
w/Keyed Latch



18x27 (Elite)  
Single Pane  
Window w/Screen



Plexiglas  
Dog Doors  
w/Stainless Edging



- R-7 Insulated  
Dog Boxes
- Interiors Lined  
w/Glassboard



5' Double Doors  
On Shed Kennel  
Combos



Poly Decking on  
Runs



Polyurea Floor

## Elite



### Elite Standard Features

- Deluxe Trim Package
- 18x27 Single Pane Window w/Screen
- Duratemp or Board & Batten Siding, Painted or Stained



## Traditional



### Traditional Standard Features

- Standard Trim Package
- 18x23 Single Pane Window w/Screen
- Duratemp or Board & Batten Siding, Painted or Stained

### More Standard Features (not pictured)

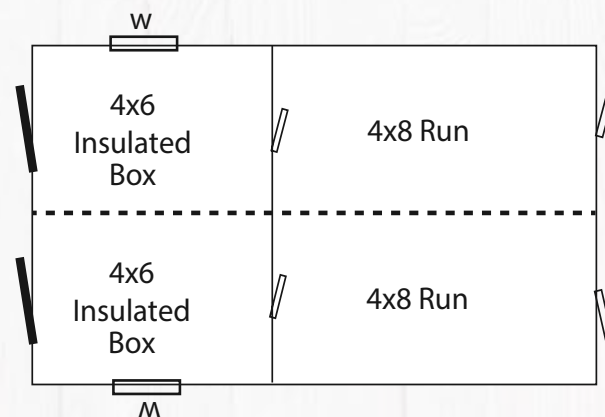
- P.T. Floor Joist
- Lp Tech Shield Sheathing
- Dividers On Inside  
- Chain link or Optional Solid





## Traditional 8x14 Double Kennel

- Buckskin Paint
- White Trim
- Walnut Brown Shingles



Rear View of  
Shed and Box

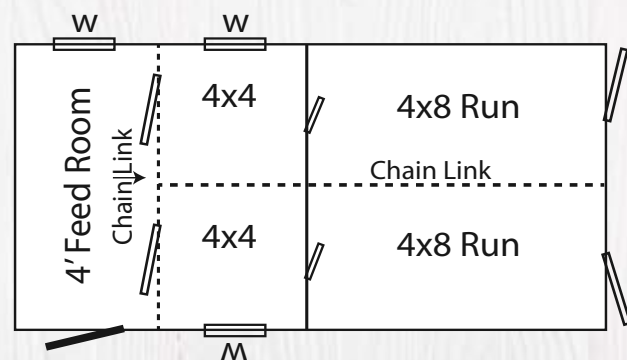


Rear View of  
Shed and Box

## Traditional 8x16 Standard Double Combo

- Board & Batten Siding
- Cedar Stain

Shown with optional  
Green Metal Roof



Capacity  
2



Capacity  
2



10



11



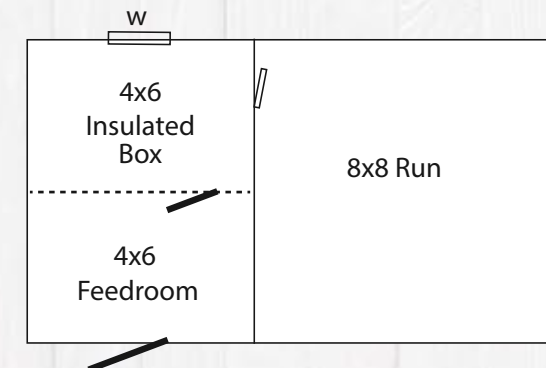


## Traditional

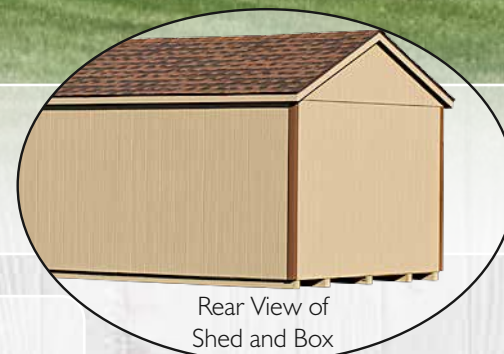
### 8x14 Standard Kennel

- Board & Batten Siding
- Walnut Brown Shingles
- Chestnut Painted Door

Shown with optional Vent, 11-Lite Door & Feed Room.



Rear View of  
Shed and Box



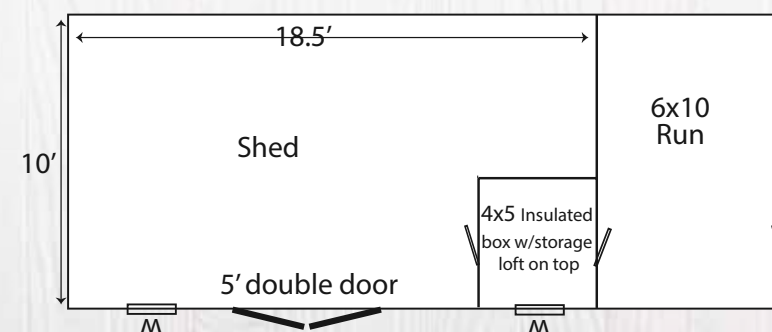
Rear View of  
Shed and Box

## Traditional

### 10x24 Standard Shed / Kennel Combo

- Duratemp Siding
- Buckskin Paint
- Chestnut Trim
- Walnut Brown Shingles

Also available in 10x20 & 10x18. These sizes reduce the shed portion, not the kennel.



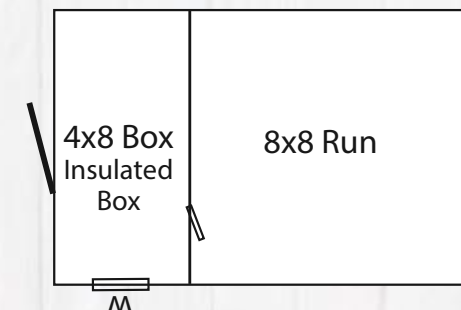




## Traditional

### 8x12 Kennel

- Board & Batten Siding
- Natural Stain
- Weatherwood Shingles
- Chestnut Color Door

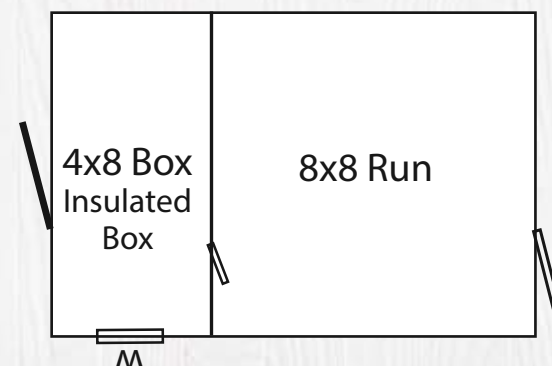


## Traditional

### 8x12 Standard Kennel

- Red Paint
- Navajo White Trim
- Walnut Brown Shingles

Shown with optional 11-Lite Arch Door





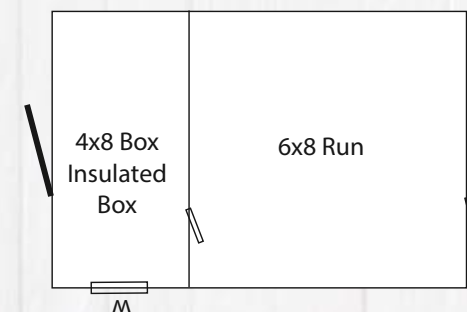


## Traditional

### 8x10 Kennel

- Board & Batten Siding
- Rustic Cedar Stain
- Walnut Brown Shingles

Shown with optional Feeder Bowls



Rear View of  
Shed and Box

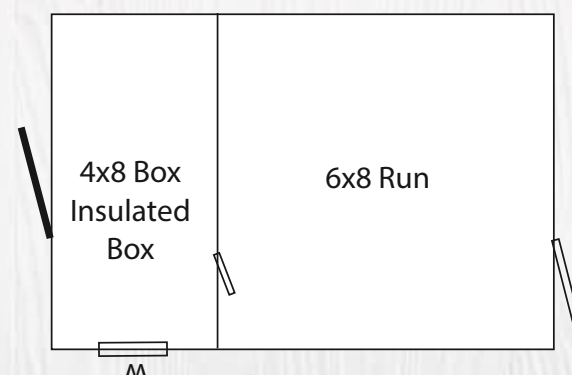


Rear View of  
Shed and Box

## Traditional

### 8x10 Kennel

- Duratemp Siding
- White Paint
- Black Trim
- Charcoal Shingles





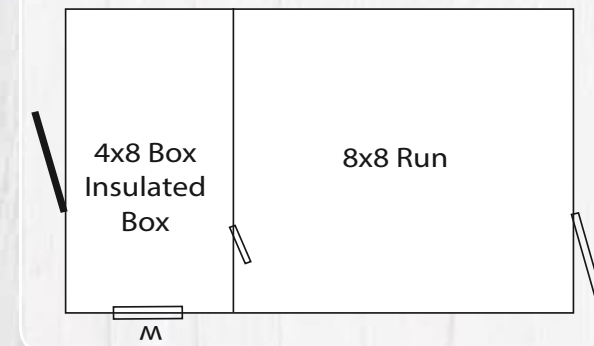


## Traditional

### 8x12 Kennel

- Tan Vinyl Siding
- Brown Trim
- Walnut Brown Shingles

Shown with optional Vinyl Shutters and optional vinyl siding



Kennels with vinyl siding come standard with \ 4ft glassboard on outside wall and vinyl post covers



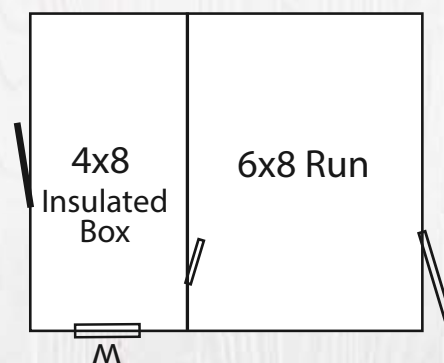
Rear View of Shed and Box

## Traditional

### 8x10 Kennel

- Cream Vinyl Siding
- Red Trim
- Charcoal Shingles

Shown with optional Vinyl Shutters and optional vinyl siding



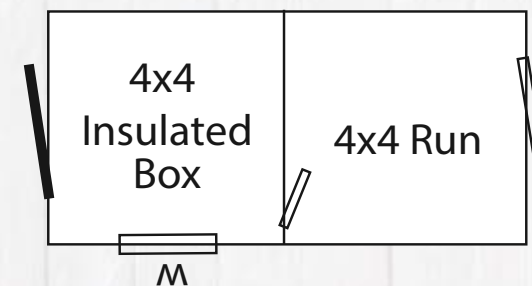




## Traditional

### 4x8 Kennel

- Lt. Gray Paint
- White Trim
- Weatherwood Shingles

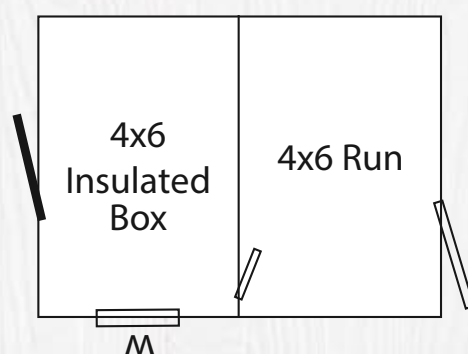


## Traditional

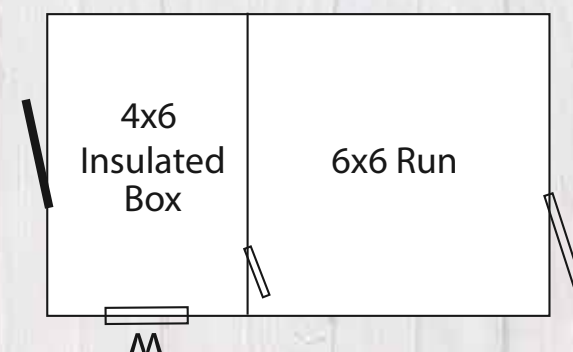
### 6x8 Kennel

- Board & Batten Siding
- Natural Stain
- Walnut Brown Shingles
- Chestnut Color Door

Shown with optional 9-Lite Door



Also available in 6'x10'





# Options & Upgrades



Six Panel (standard)



9-Lite Door



Vinyl Shutters



Slat Shutters



Z Shutters



Vent-Lite Door



11-Lite Door



Pre-Hung Door



Screen Door



Black Eagle



Black Horse



Small Black Rooster



Shed Cupola, White



Copper Standing Rooster



Copper Eagle



Copper Horse



Board & Batten Wood w/ Copper Top



**24x24 Small Dog Box**  
Shown with red siding, white trim, charcoal shingles.



**30x30 Medium Dog Box**  
Shown with buckskin siding, white trim, weathered gray shingles.



**32x40 Large Dog Box**  
Shown with cedar stain, walnut brown shingles.



# Options & Upgrades



**Stainless Steel Adjustable water nibble bracket with nibble**

- Easily Adjustable Height
- Constant Access to Clean Water For Your Dog.

We recommend you get the stainless steel drain with this option.



**Stainless Steel Feeder Bowls**

- Unbreakable Brackets • Accessible From Feed Alley



**Stainless Steel Automatic Water Bowl**

- Chew proof • Time Saver • Avoid Spills



**Exhaust Fan**

- Available in 12 Volt or 110 Volt
- Programmable Timer



**Exhaust Fan / inside view**



**Elite Gable Vent**

- Added Detail to Beautify your Structure
- Draws hot Air out of Attic Space



**Heater/AC Unit**

- Available in 2500 BTU, 5000 BTU, and 10,000 BTU
- Requires 110 Volt A-C



**5000 BTU AC Unit (Installed)**




**Gable Vent**

- Draws hot Air out of Attic Space




**Electrical Package**

- Includes:
- 1 Light
  - 1 Receptacle
  - 1 Light Switch
  - More Lights and Receptacles can be added
  - Electrical Box Can Be Added (shown below)



**Inside Kennel Divider Panel 4' High Solid Azek**

- Standard Kennel
- Comes With All Wire Panels
- Very Durable 3/4" Azek Panels
- Very Popular Option



**Hot Dipped Galvanized 6-Ga Welded Wire Panels**

- Available In All Sizes
- #1 Solution for Aggressive Breed Dogs



**9-Ga Chain Link**

- Available In All Sizes



**Black Coated Fencing**



**40" Long Stainless Steel Drain**

- Makes Wash Down Much Quicker And Easier

**Plexiglas Dog Doors**

- 17x20 Is our Standard Feature • Choose any size to fit your needs



17" x 30"

17" x 24"

17" x 20"

12" x 18"

10" x 15"



# Color Options

## Metal Roofing & Siding



## Shingle Colors



Cedar Shake (Optional)


## Vinyl Colors



## Paint Colors




## Stain Colors







*Dog Approved Housing*



Authorized Dealer



The Barn Raiser LLC  
3850 Route 9W  
Highland, NY 12528  
(845) 834-3455  
[www.BarnRaiserSheds.com](http://www.BarnRaiserSheds.com)